

## **Alberta Netcare Portal – Enhancements R8**

This document outlines Alberta Netcare Portal changes  
available in Production on

**Nov 19, 2020**


### **Contents**

1. User Default Homepage Configuration Message Updated .....	2
2. Password Criteria Displayed on “Change Password” Screen Updated .....	3
3. Results Viewer 5.15.1 Upgrade (service pack).....	4
4. Portal 8.9.19 Upgrade (service pack).....	4
4.1. Worklist Enhancement: .....	4
4.2. Clinical Document Search Enhancements .....	5
<b>Netcare Bug Fixes .....</b>	<b>6</b>
1. User’s Favorite Flowsheet Search Issue with Lots of Lab Tests .....	6
2. Firefox Flowsheet Printout Issue .....	6
3. Deceased Label Sometimes Not Displayed in the Patient Banner.....	7

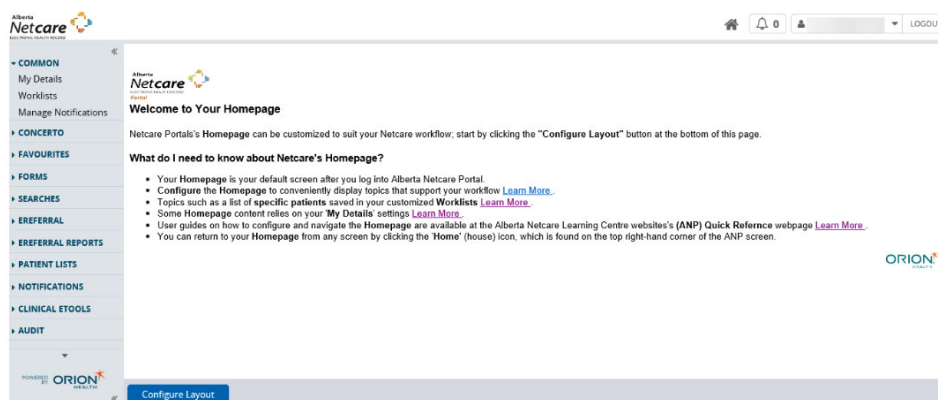
## 1. User Default Homepage Configuration Message Updated

<b>Description:</b>	<b>Netcare Portal Homepage is reformatted and updated, which will guide users to configure their Homepage to conveniently display topics that support their workflow</b>
<b>Details:</b>	New ANP users often don't realize that they can re-configure their homepage to display commonly used windowlets; this may be due to the default homepage windowlet taking up too much space that they have to scroll down to see the Configure button, as well as the content of the window was not very appealing and easy to read.

### BEFORE:



### AFTER:



## 2. Password Criteria Displayed on "Change Password" Screen Updated

<b>Description:</b>	<b>AHS HelpDesk requested that the Change Password criteria be displayed before the user changes the password and not just when they make a mistake typing a new password</b>
<b>Details:</b>	<p>Password change screen (future state attached), which is viewed when a user is processing a password change in "My Details.". All the necessary information is presented for the user to consider while changing their password.</p> <p><b>Limitation:</b> The current approach using Orion Health's translations does not support line breaks, which gives all instructions in one paragraph.</p>

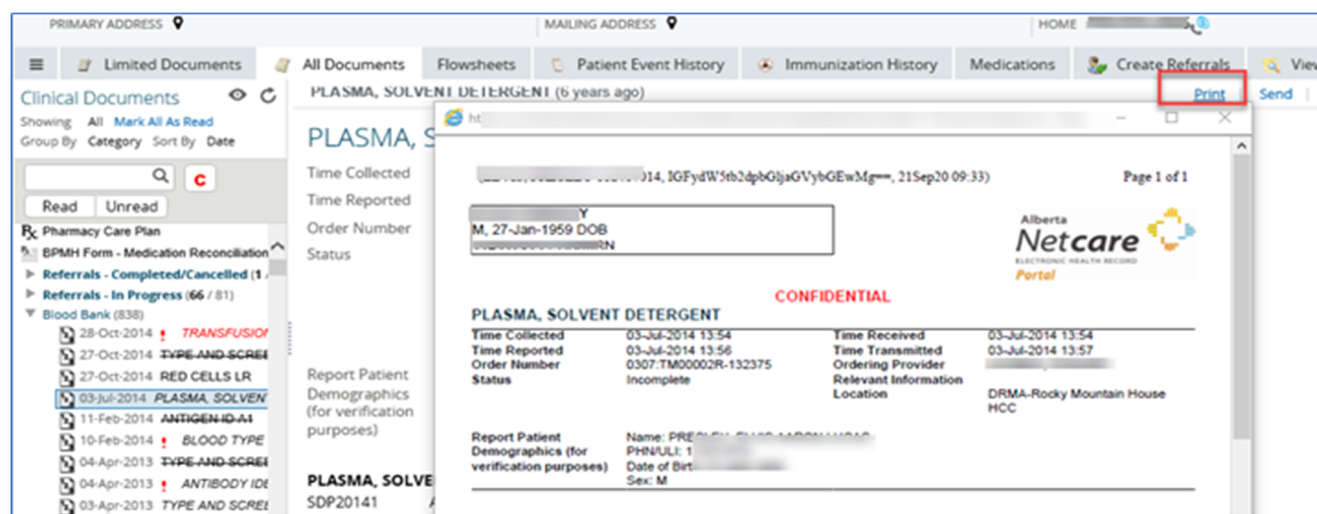
### Before:

### After:

### 3. Results Viewer 5.15.1 Upgrade (service pack)

<b>Description:</b>	<b>Netcare Results Viewer service pack implemented to fix known issues</b>
<b>Details:</b>	<p>Netcare Results Viewer service pack fix applies to known issues, mostly in the backend and not apparent to Netcare users.</p> <p><b>Issue fixed that Netcare users may notice:</b> When the user clicked "print" on a patient's result, a new window opened that was meant to display a PDF version of the result. Before November 19, 2020, this intermittently failed and users saw a grey blank screen.</p>

#### Results Print Fix - Example:



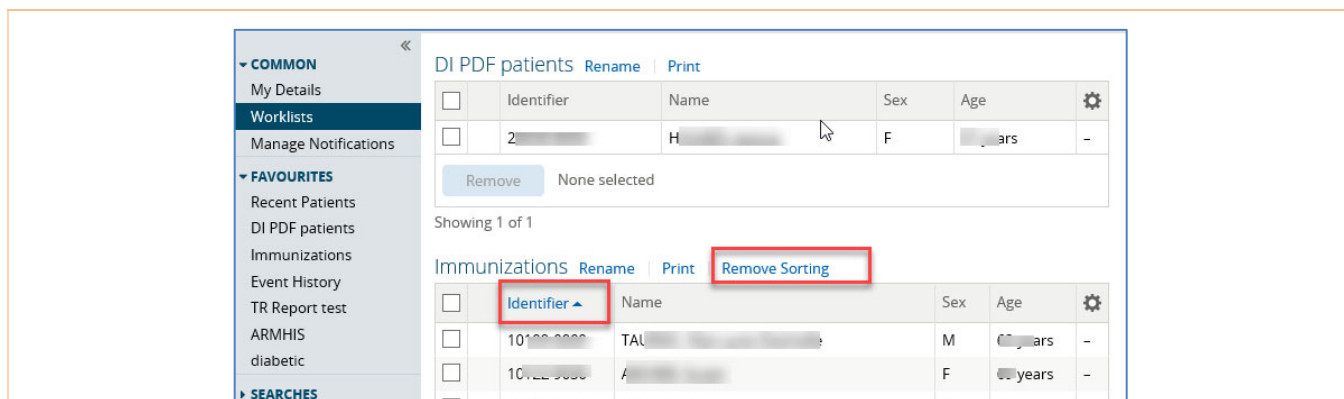
### 4. Portal 8.9.19 Upgrade (service pack)

<b>Description:</b>	<b>Netcare Portal service pack installed backend fixes, and some enhancements Netcare users may notice</b>
---------------------	--

#### 4.1. Worklist Enhancement:

<b>Details:</b>	<p>Worklist enhancement: When sorting was applied to a <b>Worklist</b> column, there was no way to remove it. A <b>"Remove Sorting"</b> button is now available, as of November 19, 2020.</p>
-----------------	---


#### Worklist "Remove Sorting" - Example:



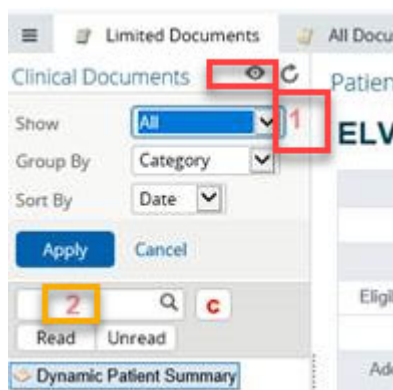
## 4.2. Clinical Document Search Enhancements

### Details:

Clinical Document filter and search enhancements available as of November 19, 2020, to Netcare users when in a patient record:

1. Netcare CDV Tree filtering improvement: when the "eye" symbol is clicked the focus shifts to **Show** and  the cursor will automatically move to the Show field, which saves an extra click to place the cursor in that field.
2. Search enhancements: Netcare CDV Tree search is quicker, handles backspaces much better, and auto search is enabled, which displays relevant result titles as the Netcare user types letters in the search field.

### Auto Search enhancement areas numbered (1 & 2):

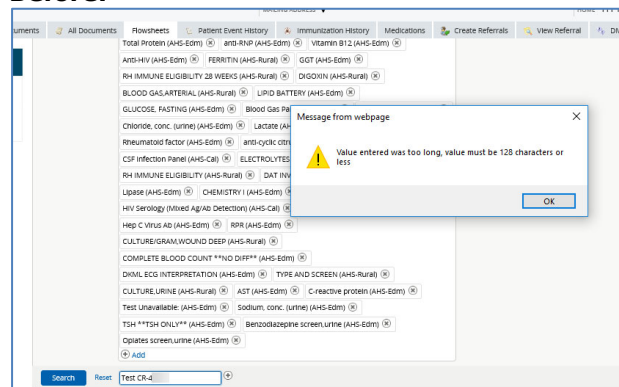


## Netcare Bug Fixes

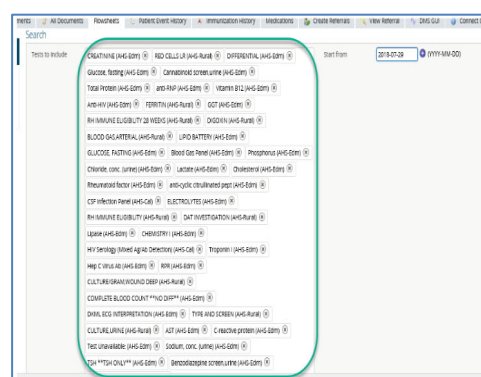
### 1. User's Favorite Flowsheet Search Issue with Lots of Lab Tests

<b>Description:</b>	<b>Flowsheet Favorite Search can now be saved with more lab tests</b>
<b>Details:</b>	<p>Previously, while in a patient's Flowsheet if a user added many lab "tests to include" to a flowsheet search and then tried to save it as a favorite, they would see an error message.</p> <p>Before the fix the user could see two different pop up messages when a lot of tests were included in the Favourite Search:</p> <ol style="list-style-type: none"> <li>1. When approximately 103 results are added , system displays pop up message saying "Value entered was too long, value must be 128 characters or less."</li> <li>2. When approximately 104 or more results are added system displays pop up message saying" An unexpected error occurred, Please contact your administrator and quote the following..."</li> </ol> <p>The fix increased the favourite search criteria limit from 1024 to 4000 characters.</p>

#### Before:



#### After:



### 2. Firefox Flowsheet Printout Issue

<b>Description:</b>	<b>Flowsheet Printout issue is only seen on the latest Firefox when flowsheet with more than two pages is printed to PDF, only the first and last pages are printed</b>
<b>Details:</b>	When a Netcare user is logged in via Firefox all flowsheet pages will print all relevant pages.

### 3. Deceased Label Sometimes Not Displayed in the Patient Banner

**Description:** The Deceased label was not displaying when a date was resubmitted under certain conditions

**Details:** Since the fix, the deceased label will display in the patient's banner when applicable.

**Example of how the label should display in the banner:**

The screenshot shows the patient banner for a deceased patient named Alex. The 'DECEASED' label is highlighted with a red box. The banner includes fields for AGE AT DEATH, DATE OF BIRTH, SEX, ULN, HOME, PRIMARY ADDRESS, and MAILING ADDRESS. Below the banner are tabs for Clinical Documents, Patient Demographics, and Medications. The Patient Demographics section shows the patient's name, Alex, and their date of birth, age, sex, and home phone number.